

Tensar TriAx[®] Stabilisation Geocomposite Model Specification – TX190L-G

This model specification is intended for use where the specifier wishes to specify a Tensar TriAx stabilisation geocomposite by name or may require the option to specify without use of proprietary product names or trademarks.

1. The stabilisation geocomposite shall be Tensar TriAx TX190L-G [OPTIONAL CLAUSE]
2. The stabilisation geocomposite shall consist of a geogrid thermally bonded to a geotextile at the geogrid nodes.
3. The stabilisation geocomposite shall have European Technical Assessment (ETA) Certification for the intended use of stabilisation of unbound layers by way of interlock with the aggregate, issued in accordance with European Organisation for Technical Assessment (EOTA[®]) European Assessment Document (EAD) 080002-00-0102.
4. The stabilisation geocomposite shall be manufactured in accordance with a management system which complies with the requirement of BS EN ISO 9001:2008. If required by the Engineer, the Contractor shall provide evidence of the manufacturer's certification of its Quality Assurance System.
5. The geogrid component class shall be 'punched and stretched' and manufactured from polypropylene.
6. The geogrid component shall have a hexagonal structure with ribs oriented in three directions. The resulting triangular-shaped apertures are defined by ribs of rectangular cross section having a high degree of molecular orientation which is continuous through the node.
7. The Mean Radial Secant Stiffness of the geogrid component measured at 0.5% strain shall be 540kN/m (within a tolerance of -90kN/m), measured in accordance with EOTA[®] Technical report TR41 B.1. ⁽¹⁾
8. The Radial Secant Stiffness Ratio of the geogrid component shall be 0.75 (within a tolerance of -0.15), measured in accordance with EOTA[®] Technical report TR41 B.1. ⁽¹⁾
9. The Junction Efficiency of the geogrid component shall be 100% (within a tolerance of -10%) measured in accordance with EOTA[®] Technical report TR41 B.2. ⁽¹⁾
10. The Hexagon Pitch of the geogrid component shall be 120mm (within a tolerance of ±6mm). Where hexagon pitch is the distance between alternate parallel ribs, measured in accordance with EOTA[®] Technical report TR41 B.4. ⁽¹⁾
11. The geotextile component shall have Static Puncture Resistance of 1.30kN (within a tolerance of -0.50kN), measured in accordance with EN ISO 12236 (CBR Test).
12. The geotextile component shall have Dynamic Perforation Resistance 35mm (within a tolerance of +10mm), measured in accordance with EN ISO 13433.
13. The geotextile component shall have a Characteristic Opening Size of 140µm (within a tolerance of ±60µm), measured in accordance with EN ISO 12956.
14. The geotextile component shall have a Water Permeability normal to the plane (velocity index, VIH50) of 0.110ms⁻¹ (within a tolerance of -0.05ms⁻¹), measured in accordance with EN ISO 11058.
15. The geogrid component shall have a minimum of 2% finely divided carbon black, well dispersed in the polymer matrix to inhibit attack by ultra violet light, determined in accordance with ASTM D1603-06.




Tensar TriAx® Stabilisation Geocomposite Model Specification – TX190L-G

For product identification purposes the following characteristics shall be used.

- a. The Mean Radial Secant Stiffness measured at 2% strain shall be 400kN/m (within a tolerance of -100kN/m), measured in accordance with EOTA® Technical report TR41 B.1. ⁽¹⁾
- b. The Hexagon Pitch of the geogrid shall be 120mm (within a tolerance of ±6mm). Where hexagon pitch is the distance between alternate parallel ribs, measured in accordance with EOTA® Technical report TR41 B.4. ⁽¹⁾
- c. Weight of the product shall be 0.400kg/m² (within a tolerance of -0.035kg/m²) Measured in accordance with EOTA® Technical Report TR41 B.3. ⁽¹⁾

Notes

The values declared are expressed as a nominal value and a tolerance in such a manner that the nominal value + or - the tolerance represents 99.7% of the population, i.e. a 99.7% 'tolerance interval'

<p>Tensar.</p> <p>Tensar International Limited Units 2-4 Cunningham Court Shadsworth Business Park Blackburn BB1 2QX United Kingdom</p> <p>Tel: +44 (0)1254 262431 Fax: +44 (0)1254 266867 e-mail: info@tensar.co.uk tensar-international.com</p>	<p>The information in this document supersedes any and all prior Model Specifications for the product(s) designated above, is of an illustrative nature and supplied by Tensar International Limited free of charge for general information purposes only. Tensar reserves the right to amend product descriptions, properties and specifications at any time and without prior notice. This document does not form part of any contract or intended contract. Tensar International Limited excludes to the fullest extent lawfully permitted any and all liability whatsoever for any loss or damage howsoever arising out of the use of and reliance upon this information. It is your sole responsibility and you must assume all risk and liability for the final determination as to the suitability of any Tensar International Limited product and/or design for the use and in the manner contemplated by you in connection with a particular project.</p> <p>Tensar and TriAx are registered trademarks. Copyright © Tensar International Limited 2020</p>	  <p>Cert - 0192528 Applicable to Tensar International and Tensar Manufacturing Ltd</p> <p>Cert - 0192843 Applicable to Tensar Manufacturing Ltd</p>  <p>0799-CPR-110 ETA 12/0531 17</p>
--	---	---