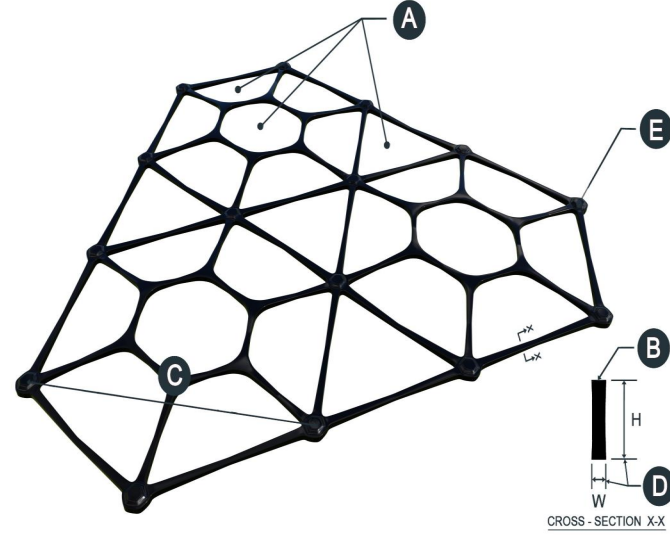


**PRODUCT IDENTIFICATION  
DATA SHEET**

**H-Series™ HXL-GN™ Geocomposite**

Tensar reserves the right to change its Product Identification Data Sheet at any time. It is the responsibility of the person specifying the use of this product and of the purchaser to ensure that Product Identification Data Sheet relied upon for procurement purposes are current and that the product is suitable for its intended use in each instance.



**INTRODUCTION**

Tensar HXL-GN is a composite geosynthetic in the H-Series family of products consisting of a Tensar HXL geogrid bonded to a nonwoven geotextile. This product combines the advanced H-Series geogrid technology with the added functionality of a nonwoven geotextile where site conditions require additional filtration and/or separation.

**GENERAL**

1. The geogrid is manufactured from a polypropylene sheet, which is then punched and oriented. The resulting structure consists of continuous and non-continuous ribs forming three aperture geometries (hexagon, trapezoid, and triangle) and an unimpeded suspended hexagon.
2. The following properties are intended for product identification:

Identification Properties <sup>1</sup>	General
Aperture Shape - A	Hexagonal, Trapezoidal, & Triangular
Rib Shape - B	Rectangular
Continuous Parallel Rib Pitch - C, (mm)	120
Rib Aspect Ratio <sup>2</sup> - D	> 1.0
Node Thickness – E, (mm)	4.0
Colour Identification	Black
Durability Properties	
Resistance to acid and alkali liquids <sup>3</sup>	>90%
Resistance to Ultra-Violet Light and Weathering <sup>4</sup>	>90%
Resistance to oxidation <sup>5</sup>	>90%


3. The needle punched nonwoven geotextile is thermally bonded to the geogrid. The geotextile shall have the following properties:

Identification Properties for Geotextile	Test Method	Declared value and tolerance
Static Puncture Resistance	EN ISO 12236	3.10 kN (Tolerance -0.1kN)
Dynamic Perforation Resistance	EN ISO 13433	17mm (Tolerance +3mm)
Characteristic Opening Size	EN ISO 12956	95µm (Tolerance ±28.5µm)
Water Permeability normal to the Plane (Velocity Index)	EN ISO 11058	0.070m/s (Tolerance - 0.021m/s)

**NOTES**

1. Unless indicated otherwise, the values shown are nominal.
2. Ratio of the mid-rib height to the mid-rib width.
3. Typical values determined in accordance with EN 14030.
4. Typical values determined in accordance with EN12224.
5. Typical values determined in accordance with EN 13438.

The information in this document supersedes any previous bulletins in relation to this subject matter and is supplied by Tensar International Limited free of charge for general information purposes only. This document does not form part of any contract or intended contract. Tensar International Limited excludes to the fullest extent lawfully permitted any and all liability whatsoever for any loss or damage howsoever arising out of the use of and reliance upon this information. It is your sole responsibility, and you must assume all risk and liability for the final determination as to the suitability of any Tensar International Limited product and/or design for the use and in the manner contemplated by you in connection with a particular project (1/20/2025).



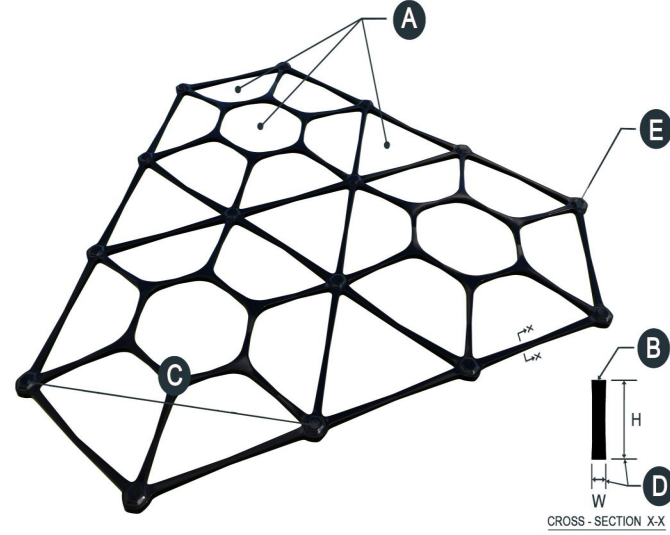
**Registered Office**  
Units 2-4 Cunningham Court, Shadsworth Business Park Blackburn,  
Lancashire, BB1 2QX, UK

**Tensar is a Division of CMC**  
Tensar, InterAx and TriAx are registered trademarks  
Copyright © Tensar International Limited 2025

**PRODUCT IDENTIFICATION  
DATA SHEET**

**H-Series™ HXL-GN™ Geocomposite**

Tensar reserves the right to change its Product Identification Data Sheet at any time. It is the responsibility of the person specifying the use of this product and of the purchaser to ensure that Product Identification Data Sheet relied upon for procurement purposes are current and that the product is suitable for its intended use in each instance.



**DIMENSIONS AND DELIVERY**

1. The geogrid shall be delivered to the jobsite in roll form, each clearly labeled, as shown below:

Property	Standard Width Roll
Roll Width, (m)	3.8
Roll Length, (m)	50
Approx. Roll Area, (m <sup>2</sup> )	190
Approx. Roll Weight, (Kgs)	120

**PERFORMANCE COMPARISON**

The product properties shown above are intended for product identification, and Quality Assurance and Quality Control (QA/QC) purposes only. These properties are not included in any performance or design assessments for the resulting Tensar Mechanically Stabilised Layer (MSL) and should therefore not be considered or compared in isolation. The influence of Tensar's geogrids when included as a component of the resulting Tensar MSL have been determined using performance validation data from full-scale trafficking testing so any comparison should be based on similar full scale performance evidence.

**NOTES**

1. Unless indicated otherwise, the values shown are nominal.
2. Ratio of the mid-rib height to the mid-rib width.
3. Typical values determined in accordance with EN 14030.
4. Typical values determined in accordance with EN12224.
5. Typical values determined in accordance with EN 13438.

The information in this document supersedes any previous bulletins in relation to this subject matter and is supplied by Tensar International Limited free of charge for general information purposes only. This document does not form part of any contract or intended contract. Tensar International Limited excludes to the fullest extent lawfully permitted any and all liability whatsoever for any loss or damage howsoever arising out of the use of and reliance upon this information. It is your sole responsibility, and you must assume all risk and liability for the final determination as to the suitability of any Tensar International Limited product and/or design for the use and in the manner contemplated by you in connection with a particular project (1/20/2025).



**Registered Office**  
Units 2-4 Cunningham Court, Shadsworth Business Park Blackburn,  
Lancashire, BB1 2QX, UK

**Tensar is a Division of CMC**  
Tensar, InterAx and TriAx are registered trademarks  
Copyright © Tensar International Limited 2025